

Getting Started Using OverDrive

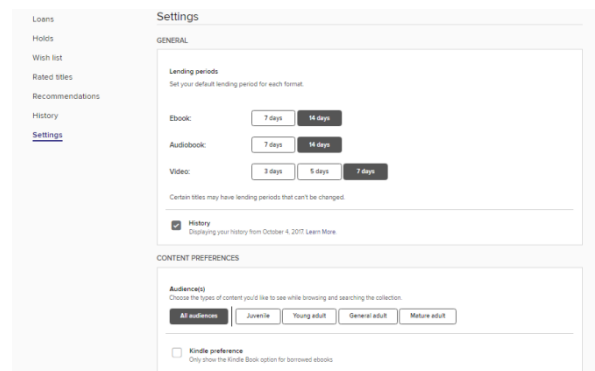
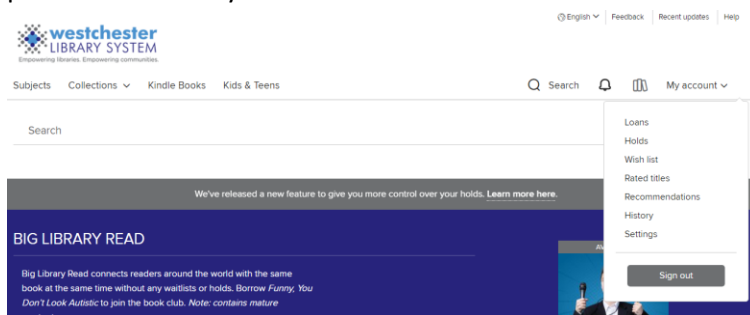
Go to www.briarcliffmanorlibrary.org/read.html (for eBooks) or www.briarcliffmanorlibrary.org/audiobooks.html (for eAudiobooks).

Click on OverDrive icon



Sign in to OverDrive account using library card number and PIN (last 4-digits of phone number – if you need help with library card or PIN, go to <https://catalog.westchesterlibraries.org/eg/opac/home> to get a library card or reset your PIN or email brmplibrarycirc@gmail.com for assistance.

Under “My Account” go to Settings to change loan period to maximum (14 days). If using a Kindle reader or Kindle Fire, set preferences to only see Kindle content



Search by title, author or advanced search or browse by collection (New, Most Popular, etc.)

Using **Advanced Search** you can limit to specific subjects (e.g. Biography & Autobiography), Formats (e.g. All ebooks), Audience (e.g. General adults) and titles that are “Available Now” and can be downloaded immediately.

Advanced Search


Title	Date added
<input type="text"/>	All dates
Author	Formats
<input type="text"/>	All ebooks
Subjects	Awards
Biography & Autobiography	All awards
Availability	Languages
Available now	English
Audience	ISBN
General adult	<input type="text"/>

Click on Borrow (or Place a Hold)


You can borrow up to ten titles at a time.

If you place a hold you will be notified by email when the hold is available.

Then you can download the title,



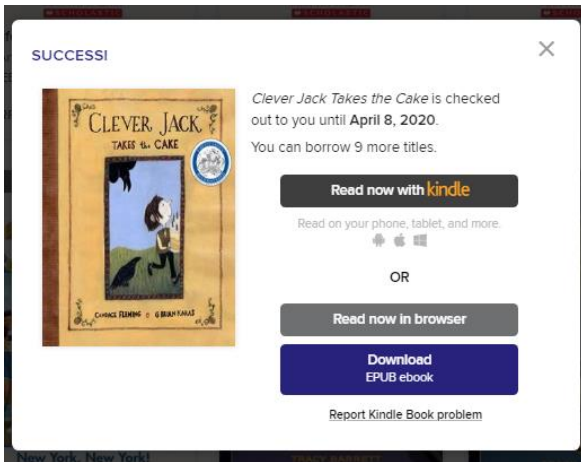
Clever Jack Takes the Cake
by Candace Fleming
EBOOK



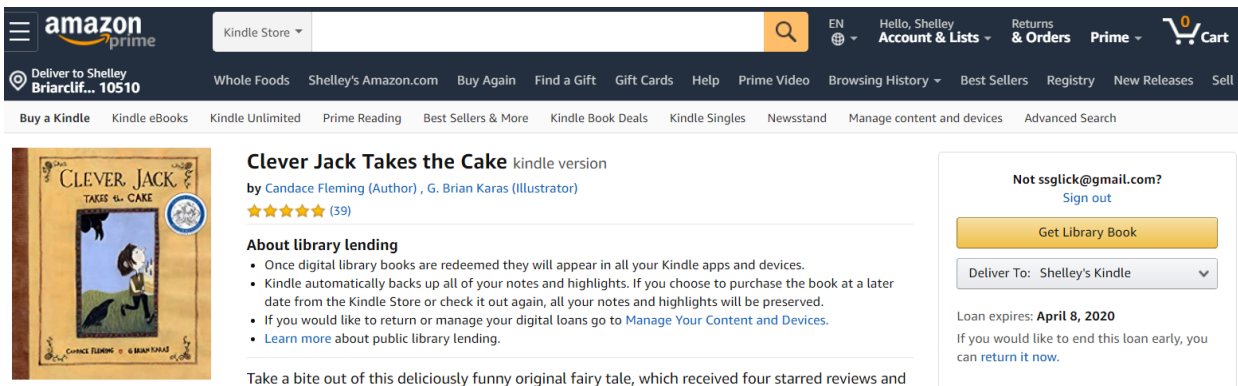
The Dutch House
by Ann Patchett
EBOOK

suspend the hold to download at a future date or cancel the hold.

Click on Read Now with Kindle or Read now in Browser (on your computer) or Download EPUB ebook (read in OverDrive or Libby app on a tablet or smart phone)




For Kindle format, your Amazon account will open in separate window (log into account, if needed)
Confirm that correct device is identified under Deliver To: (people sometimes have multiple Kindle devices/apps, etc.)
Click on Get Library Book



Then go to your Kindle:
Tap on All Settings – WiFi - Connect Kindle reader to Wi-Fi
Tap on Settings-Sync Your Kindle
Tap on Home

Libby App (for smart phones and tablets) – eBooks and eAudiobooks

Download the Libby, by OverDrive app to your tablet (e.g. iPad, Samsung) or smart phone (Note: if you already have the OverDrive app on your tablet or phone you can continue to use that, Libby is just the newer app)



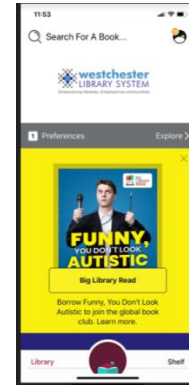
Install the Libby app from your device's app store (Apple App Store, Google Play, Windows Store) or visit libbyapp.com in your Chrome, Firefox, Safari, or Edge browser.

In Libby, follow the prompts to find your library and sign in with a valid library card (can link more than one card to the Libby app). Select library and enter library card number and PIN

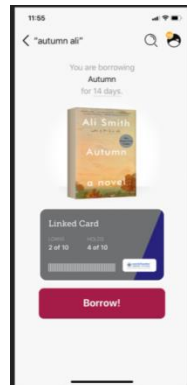
Tap on Library to search for titles.

You can set preferences for Format, Language, Audience, Compatibility, Availability and Sort By (how search results are sorted).

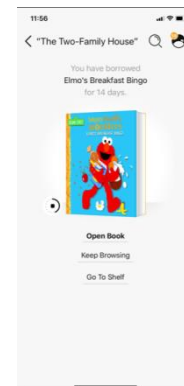
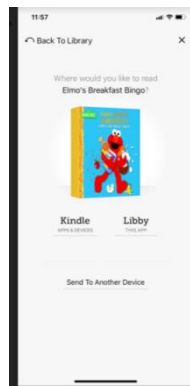
Tap Explore to browse lists (Popular, Available, Subjects, etc.)



Tap title cover, then Borrow



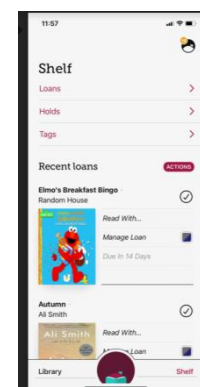
Tap on Open Book and select Kindle or Libby.



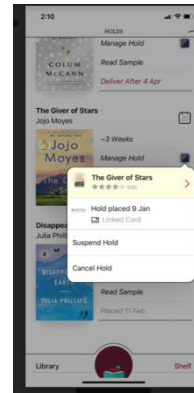
Borrowed titles appear under Shelf > Loans and download to the app automatically when you're connected to Wi-Fi, so you can read them when you're offline. If you choose Kindle your Amazon account will open (follow directions for Kindle reader)

From your Loans, you can:

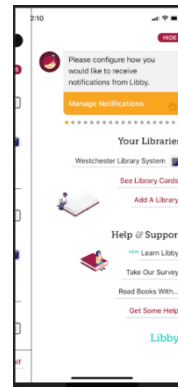
Tap Read With... to choose where you'd like to read the book (Kindle or Libby), then finish sending to Kindle or start reading in Libby. Tap Manage Loan to Read with either Kindle or Libby or Send to Another Device, Return Early and Renew (if available)



Holds-shows approximate wait time, Manage Holds-Suspend, Cancel



Tap on Libby App Image to Add a Library (NYPL), Add a Library card, Manage Notifications, Help & Support
Reading Settings - Tap in middle of page to access



OverDrive Read/OverDrive Listen

You can also read eBooks or listen to eAudiobooks through the browser on your computer. To do that after borrowing a title, click on Read Now in Browser or Listen Now in Browser. Title will then open in the browser when connected to the internet. To read while offline, click menu icon (3 lines)-offline access-Start Download.



Help and Support are also available on OverDrive website (at bottom). You can fill out a support request and will be sent an email response. You can also send an email to bmplibrarycirc@gmail.com and a library staff member will get back to you